

Data Analysis with Excel

David Scalzo
Sr. Coordinator
Data Analysis & Support

Erie 1 BOCES
WNYRIC

What can you do with your data in Excel ?

- Organize
- Summarize
- Calculate
- Explore
- Analyze
- Present

What will we do today ?

Examples using:

- Performance Levels
- Assessment Scores
- Growth Data
- Report Card Data

Common File Types

.xls Excel Spreadsheet

.xlsx Excel Spreadsheet – XML

.txt Text

.csv Comma Separated Values

Statewide Grade 3 to 8 Data

<http://www.p12.nysed.gov/irs/pressRelease/20140814/home.html>

- Background Information:
 - [News Release Memo](#)
 - [ELA and Math Presentation](#) (4MB)
- Media File Grades 3-8 ELA and Mathematics. These results are based on all students who participated in 2014 (Unmatched Data)
 - [Excel Version](#) (7.8MB)
 - [PDF Version](#) (4.1MB)
- District Building and County Aggregates
2014 County Aggregates - Grade 3-8 ELA and Mathematics
 - [Excel Version \(Unmatched Data\)](#) (3.2MB)
 - [PDF Version \(Unmatched Data\)](#) (3.2MB)

[Message from Commissioner about the Grades 3-8 ELA and Test Score Release](#)

Resources for Interpreting 3- & Mathematics Tests, Result Score Reports:

<http://www.engageny.org/3->

[Equating Explained FAQ](#)

[Scale Score to Performance Conversion Charts](#)

[Item maps for Grades 3-8 EL Math](#)

Level 1 Report Student Assessment by Location and Subject

<https://dataview.wnyric.org>

Public Folders > District Reports - for Data Quality > **Verification Reports - Student & Assessment Lists/Counts**



Entries: 1

Name	Modified
Student Math Responses to be Reviewed	May 20, 2014 8:44:28 AM
Individual Student Assessment Report by Local ID	August 12, 2014 11:10:55 AM
Student Assessment List by Location & Subject	April 28, 2014 7:40:41 AM
Enrollment Count at Time of Test (3-8 by Location & NCLB Subgroups)	November 12, 2013 11:50:08 AM
Tested Not Tested Counts (3-8, and NYSAA, NYSESLAT, & Required Regents)	August 16, 2014 11:40:43 AM
Student Assessments Administered with Test Accommodations 2012 and later	November 12, 2013 11:50:52 AM

Another Level 1 Report

Assessment Performance Level Comparisons w/gaps

<https://dataview.wnyric.org>

Public Folders > Accountability: Assessment Scores, Levels, Trends & Graduation Reports > **Assessment Performance Excel Exports**

Name ▾

Assessment Performance Level Comparison (w/gaps to BOCES, RIC, Region)

State Report Card Data

<https://data.nysed.gov>



View data for: State ▾ Counties BOCES Districts Schools

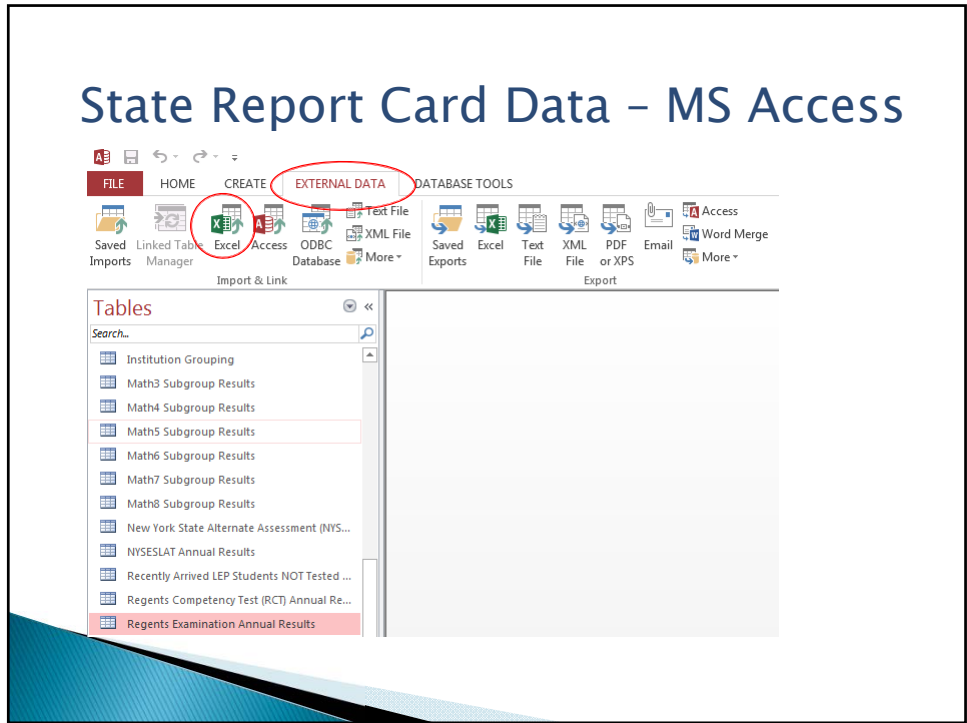


PUBLIC DATA ACCESS SITE

State ▾ Counties

Statewide Data Files

State Report Card Data – MS Access



Level 2 Report: High School Accountability

<https://dataview.wnyric.org>

Public Folders > L2RPT Reports - SEDDAS > Accountability

	Name
<input type="checkbox"/>	Drill Throughs
<input type="checkbox"/>	SIRS-101 High School Accountability Data Verification Report
<input type="checkbox"/>	SIRS-102 Elementary/Middle-Level Accountability Data Verification Report
<input type="checkbox"/>	SIRS-103 NYSESLAT Participation for Recently Arrived LEP Students Report

Level 2 Report: SIRS 101 HS Accountability Report

<https://dataview.wnyric.org>

Estimated Performance Index:

$$\frac{((\text{Level2s} + \text{Level3s} + \text{Level3s} + \text{Level4s} + \text{Level4s}) \times 100)}{\text{Accountability Cohort Enrollment}}$$

Growth Score Data

NYSED.gov

Business Portal | FAQ's | Reset Password | Log Off

Welcome David Scalzo [Forgot your password?](#)

The NYSED Application Business Portal
[CLICK HERE for Password Change procedures for Business Portal applications](#)












My Applications

Notice:
If the Superintendent or Principal has Changed
(DOES NOT APPLY to SUMMER SCHOOL PRINCIPALS)
[Click Here](#)
New York State Student Identification System (NYSSIS)
Information and Reporting Services Portal (IRSP)

Growth Score Data

Id	Name	Actions	Description	Date Created	Removable On Date	Last Modified Date
102063	1. 2013-14 Graduation Rate Reasonableness Report	Download File	Show Description	09/09/2014 11:35 AM		
95148	2011-12 & 2012-13 COMBINED ELA & MATH UNADJUSTED STUDENT GROWTH PERCENTILE - DISTRICT	Download File	Show Description	07/30/2014 01:11 PM		
95149	2011-12 & 2012-13 COMBINED ELA & MATH UNADJUSTED STUDENT GROWTH PERCENTILE - SCHOOL	Download File	Show Description	07/30/2014 01:12 PM		
90414	2012-13 Aspirational Performance Measure (APM) -2009 Cohort	Download File	Show Description	06/19/2014 10:18 AM		
95135	2012-13 COMBINED ELA & MATH UNADJUSTED STUDENT GROWTH PERCENTILE - DISTRICT	Download File	Show Description	07/28/2014 04:11 PM		
95147	2012-13 COMBINED ELA & MATH UNADJUSTED STUDENT GROWTH PERCENTILE - SCHOOL	Download File	Show Description	07/30/2014 01:10 PM		
90415	2012-13 Graduation Rate and Enrollment Outcomes	Download File	Show Description	06/19/2014 10:22 AM		
59541	2012-13 Statement of Confirmation of Staff Evaluation Rating Certification Report (Received List)	Download File	Show Description	10/23/2013 12:55 PM		10/29/2013 10:38 AM
98564	2013-14 4-8 Growth Scores 401501060000	Download File	Show Description	08/22/2014 11:20 AM		
100583	2013-14 9-12 Growth Scores 401501060000	Download File	Show Description	08/28/2014 08:39 PM		

Growth Score Data

Name	Date modified	Type	Size
 District_4_8_Grade_401501060000.csv	9/12/2014 10:41 AM	Microsoft Excel C...	2 KB
 District_401501060000.csv	9/12/2014 10:41 AM	Microsoft Excel C...	1 KB
 Prin_4_8_ByGrade_401501060000.csv	9/12/2014 10:41 AM	Microsoft Excel C...	5 KB
 Prin_4_8_HEDI_401501060000.csv	9/12/2014 10:41 AM	Microsoft Excel C...	2 KB
 Principal-Student 4-8_401501060000.csv	9/12/2014 10:41 AM	Microsoft Excel C...	233 KB
 School_4_8_ByGrade_401501060000.csv	9/12/2014 10:41 AM	Microsoft Excel C...	5 KB
 School_4_8_HEDI_401501060000.csv	9/12/2014 10:41 AM	Microsoft Excel C...	3 KB
 School-Student 4-8_401501060000.csv	9/12/2014 10:41 AM	Microsoft Excel C...	217 KB
 Teacher_4_8_ByGrade_401501060000.csv	9/12/2014 10:41 AM	Microsoft Excel C...	9 KB
 Teacher-Student 4-8_401501060000.csv	9/12/2014 10:41 AM	Microsoft Excel C...	468 KB
 Teacher_4_8_HEDI_401501060000.csv	9/12/2014 10:41 AM	Microsoft Excel C...	13 KB

Questions

David Scalzo
Sr. Coordinator
Data Analysis & Support
Erie 1 BOCES
WNYRIC



dscalzo@e1b.org
716-821-7197